

This document is intended solely for the use of healthcare professionals.

A healthcare professional must always rely on his or her own professional clinical judgment when deciding whether to use a particular product when treating a particular patient. Stryker does not dispense medical advice and recommends that healthcare professionals be trained in the use of any particular product before using it in surgery.

The information presented is intended to demonstrate the breadth of Stryker product offerings. A healthcare professional must always refer to the package insert, product label and/or instructions for use before using any Stryker product.

Products may not be available in all markets because product availability is subject to the regulatory and/or medical practices in individual markets. Please contact your Stryker representative if you have questions about the availability of Stryker products in your area.

Stryker Corporation or its divisions or other corporate affiliated entities own, use or have applied for the following trademarks or service marks: M-1 (Roll-in System), Performance-PRO XT, Power-LOAD Cot Fastener System, Power-PRO TL, Power-PRO XT, SMRT Power System, Stair-PRO, Performance-LOAD XPS, Steer-Lock System, Stair-TREAD, Rugged-X and Stryker. All other trademarks are trademarks of their respective owners or holders.

The products depicted are CE marked in accordance with applicable EU Regulations and Directives.

(MTX850EN)

MTX850 EN Rev. 1
2019/01
SMACC Project No. 2017-15004
Copyright © 2019 Stryker
www.stryker.com



Emergency Care catalog

Table of contents



Powered system

Power-LOAD Cot Fastener 6390	02-07
Power-PRO XT cot 6506	04-05
	06-07



Hybrid system

Performance-LOAD cot fastener 6392	08-11
Paired with Power-PRO XT cot 6506	10-11
	06-07



Ambulance cots

Power-PRO TL 6550	12-15
Performance-PRO 6086	13
M1 6100	14
	15



SMRT System

Stair-PRO 6252	16
Optional features	17
Product specifications	18-19
	20-21

Powered system

**The Power-LOAD Powered Cot Fastener System
paired with the Power-PRO XT Powered Ambulance
Cot**

Power-LOAD 6390 **Power-Loading Cot Fastener System**

Lifts and lowers the cot into and out of the ambulance, designed to help reduce spinal loads and the risk of cumulative trauma injuries. The Power-LOAD cot fastener system helps improve operator and patient safety by supporting the cot throughout the loading and unloading process. The reduction in spinal load helps prevent cumulative trauma injuries. Power-LOAD wirelessly communicates with Power-PRO cots for ease of operation and operator convenience.

Power-PRO XT 6506 **Powered Ambulance Cot**

Reduce the risk of injuries when raising and lowering. Medics experience frequent spinal loading due to repetitive motions such as lifting, lowering, carrying, and bending. Use of the Power-Pro XT can help reduce spinal loading which may result in a reduced number of injuries, lost or modified workdays and worker's compensation costs.



Power-LOAD 6390

Power-Loading Cot Fastener System

IPX6
AS/NZS-4535

BS EN-1789
IEC-60601-1

- Lifting arms
- Head end LED indicators
- Cot release handles
- Linear transfer system
- Duplicate LED indicator
- Manual trolley release
- Inductive charging
- Control panel
- Battery indicator
- Foot end release
- Safety hook
- Trolley

Head-end LED indicators

Keeps operator informed of position status. Solid green when in position or ready to transport; flashing amber when not in position or not ready to transport.

Manual cot release

Allows cot to be unlocked once all the wheels are on the ground.

Linear transfer system

Supports and guides the cot during loading and unloading.

Control panel with battery indicator

Allows complete operation for manual cots as well as the operation of powered cots in the event of a power loss.

Power-LOAD Cot compatibility

The Power-LOAD compatibility option is available for the Power-PRO XT and Performance-PRO XT. This system meets dynamic crash test standards relating to occupant safety* and will automatically charge the Power-PRO XT SMRT battery.



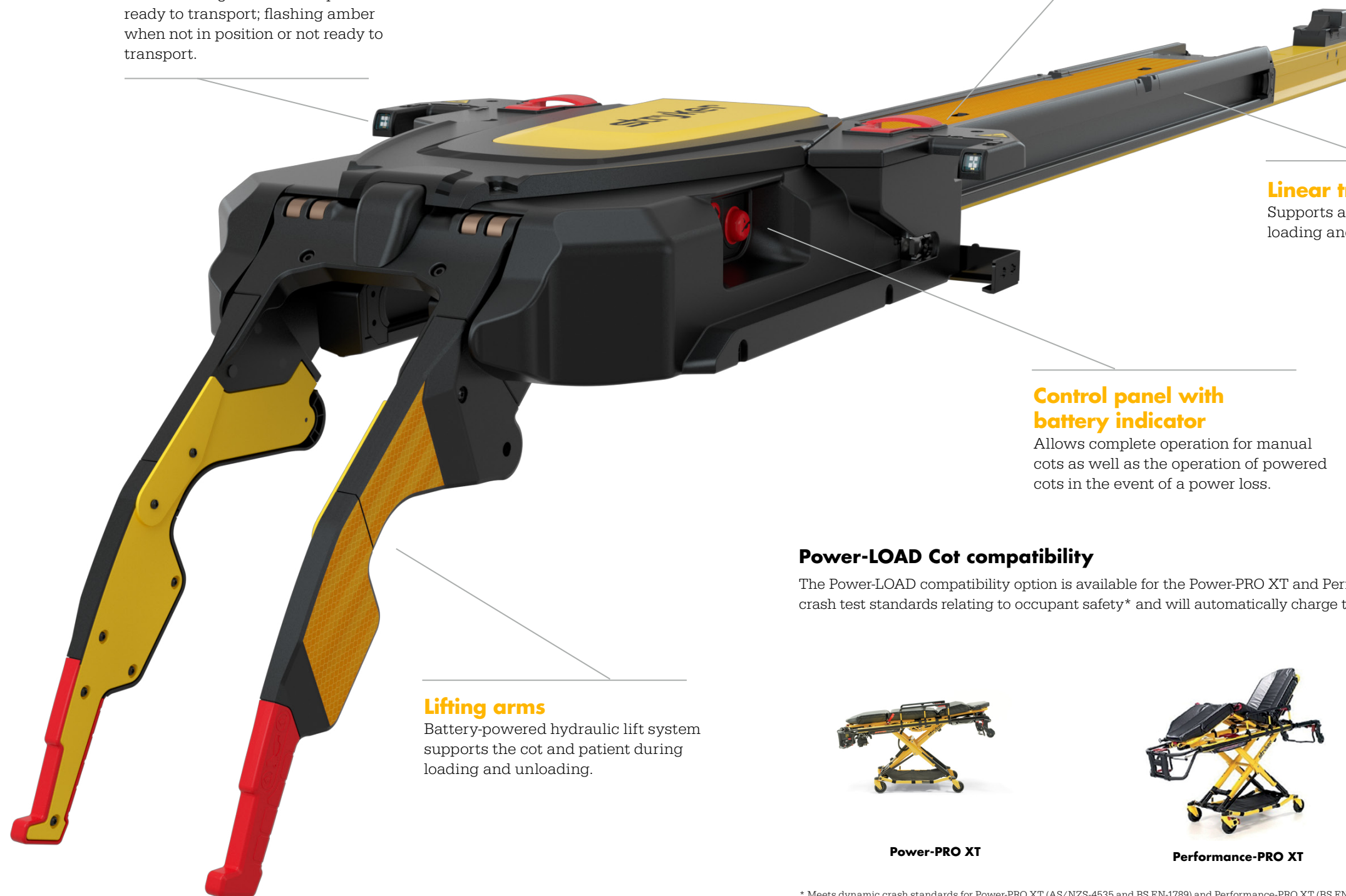
Power-PRO XT



Performance-PRO XT

Lifting arms

Battery-powered hydraulic lift system supports the cot and patient during loading and unloading.



* Meets dynamic crash standards for Power-PRO XT (AS/NZS-4535 and BS EN-1789) and Performance-PRO XT (BS EN-1789).



Power-PRO XT* 6506 Powered Ambulance Cot

CE 01 1700

IPX6

IEC-60601-1

The Power-PRO XT was designed with extensive input from medics, resulting in a cot that reduces manual lifting. The battery-powered hydraulic system raises and lowers the patient with the touch of a button** and the retractable head section shortens the cot for 360-degree mobility in any height position.



XPS durability

Engineered for durability with an aluminum core.



Release handles


Designed to keep hands away from the cot mechanism.



XPS Expandable patient surface

The all-in-one solution for a variety of patients and environments. XPS provides an expanded patient surface area that can easily be retrofitted with compatible cots¹. XPS is adjustable with seven locking positions and includes a wider mattress that reduces the transfer gap and has been designed with patient comfort in mind. This solution helps address growing obesity trends and supports a variety of patients and environments.

¹Power-PRO XT, Power-PRO TL and Performance-PRO XT



- 1 Shock, flat leg, or optional knee gatch positioning
- 2 Fold-down side rails
- 3 Hydraulic lift system
- 4 Head- and foot-end lift and grip section
- 5 Foot-end controls
- 6 Pneumatically assisted backrest
- 7 Settable load height with jog function
- 8 XPS
- 9 Retractable head section



318kg
capacity

* Meets dynamic crash standards (AS/NZS-4535 and BS EN-1789) in conjunction with Power-LOAD.

** 318 kg weight capacity with an unassisted lift capacity of 227 kg. (Cot loads over 136 kg may require additional assistance to meet the set cot load height).

Cot is compliant to the BS EN 1865-2:2010+A1:2015 standard with the 1865 fowler option (6506-012-004).

Cot is compliant to the BS EN 1865-3:2012+A1:2015 standard with the XPS option (6506-040-000).

Hybrid system

The Performance-LOAD Manual-Loading Cot Fastener System paired with the Power-PRO XT Powered Ambulance Cot



Performance-LOAD 6392 Manual-Loading Cot Fastener System

The Performance-LOAD manual cot fastener system helps enhance caregiver and patient safety by guiding the cot throughout the loading and unloading process, and securing the cot during transportation.



Power-PRO XT 6506 Powered Ambulance Cot

Reduce the risk of injuries when raising and lowering. Medics experience frequent spinal loading due to repetitive motions such as lifting, lowering, carrying, and bending. Use of the Power-Pro XT can help reduce spinal loading which may result in a reduced number of injuries, lost or modified workdays and worker's compensation costs.





Linear transfer system

Assists in guiding and centering the cot during loading and unloading processes

Head-end dock

Secures the head-end of the cot into place when in transport position

Foot-end latch

Locks the foot-end of the cot into place when in transport position

Positive action foot-end release

Enables the cot to be disengaged from Performance-LOAD.

Removable toolkit

Performance-LOAD can be removed for enhanced cleaning and maintenance.

Inductive charging (option)

Charges the SMRT battery when in transport position (no cable or connectors required).

Adaptable floor plate and safety hook

Designed upon installation to be compatible with Power-LOAD technologies. The safety hook connects with the cot safety bar during loading and unloading processes



Performance-LOAD 6392 Manual-Loading Cot Fastener System

IPX6
AS/NZS-4535

BS EN-1789
IEC-60601-1

- Meets dynamic crash standards AS/NZS-4535 and BS EN-1789
- Guided loading and unloading support improves operator efficiency by reducing cot drift
- Strategically designed with the ability for future modification to support our Power-LOAD fastening system
- Optional inductive charging for SMRT battery management
- Mass casualty compliant with the inclusion of wall or floor mounts and appropriate hardware
- Power washable and removable for decontamination

Performance-LOAD Cot Compatibility

The Performance-LOAD compatibility option is available for the Power-PRO XT. This system meets dynamic crash test standards AS/NZS-4535 and BS EN-1789 in conjunction with Power-PRO XT. Optional inductive charging automatically charges SMRT batteries.



Power-PRO XT Ambulance Cot


Ambulance cots

Power-PRO TL 6550 Powered Ambulance Cot

The Power-PRO TL helps to reduce spinal loading, lowering risk of cumulative trauma injuries for caregivers.

Key features

- 1 Pneumatically assisted backrest
- 2 Rigid push bars (optional)
- 3 Retractable head and foot sections
- 4 Hydraulic lift system
- 5 US patented x-frame

IPX6	BS EN-1789	
IEC-60601-1		

Cot is compliant to the BS EN 1865-2:2010+A1:2015 standard with the 1865 fowler option (6506-012-004).
Cot is compliant to the BS EN 1865-3:2012+A1:2015 standard with the XPS option (6506-040-000).



318kg
capacity

Floor-Mount 6385 Track-Mount 6386 Cot Fastener

Key features

- 1 Designed to be compatible with competitive ambulance cots
- 2 Floor-plate and floor-track mounting configurations available
- 3 Welded stainless steel construction for unprecedented durability
- 4 Conforms to BS EN-1789





Performance-PRO XT* 6086

Manual Ambulance Cot

The Performance-PRO XT is a tough, all-aluminium X-frame manual cot. Versatile and stable, Performance-PRO XT has a 318 kg weight capacity and a retractable head section for 360-degree mobility in any height position.

Key features

- 1 Shock, flat leg or optional knee gatch positioning
- 2 Fold-down side rails
- 3 Lift-capable safety bar
- 4 Retractable head section
- 5 Adjustable load height to three positions
- 6 Side release handle
- 7 Power-LOAD compatibility option
- 8 Duplicate foot end controls to promote proper lifting
- 9 Bolster mattress



318kg
capacity

* Meets dynamic crash standards (AS/NZS-4535 and BS EN-1789) in conjunction with Power-LOAD.



Power-LOAD 6390

Power-Loading Cot Fastener System

IPX6
AS/NZS-4535

BS EN-1789
IEC-60601-1

The Power-LOAD cot fastener system helps improve operator and patient safety by supporting the cot throughout the loading and unloading process. The reduction in spinal load helps prevent cumulative trauma injuries. Power-LOAD wirelessly communicates with Power-PRO cots for ease of operation and operator convenience.



Center mount straight guide 6376

Center mount DIN guide 6373

Key features

- 1 Internal guide system maintains cot alignment during loading and unloading
- 2 Stainless steel construction for durability and corrosion resistance
- 3 Grease-free maintenance and pressure-washability for ease of cleaning
- 4 Inertia lock system helps secure the head end of the cot upon impact for added safety
- 5 Designed for easy installation to the ambulance floor or tray system
- 6 Conforms to BS EN-1789 and AS/NZS 4535



M-1 6100

Roll-in Ambulance Cot

M-1 Roll-in system delivers true one-person operation and ease of use. The removable litter and Steer-Lock System offer excellent manoeuvrability.

Key features

- 1 Lift handles at four corners
- 2 Oversized wheels for low rolling force
- 3 Removable litter
- 4 Shock, flat leg or optional knee gatch positioning

EN-1865-1
AS/NZS-4535

EN-1789



Compliant to 4.1, 4.2 (excluding 4.2.3), 4.4, 5.1 and 5.3 of BS EN 1865-1:2010.

227kg
capacity

SMRT Power System

The SMRT Power System will give your Power-PRO cot performance. This is a tough, professional-grade system designed for the high-pressure world of EMS. The SMRT Power System eliminates the time-consuming and elaborate charging protocols and “tuning” usually required for maintaining reliable, high performance battery-powered systems.



Complete system

- 1 Two SMRT Paks
- 2 SMRT Charger
- 3 Power cord

Key features

- A complete charge in approximately two hours
- SMRT Paks have zero memory
- Automatic power management extends battery life
- Sealed durable construction for all-weather toughness
- Charge SMRT Paks when and where needed

	ANSI/AAMI ES60601-1:2005	IEC-60601-1
	CAN/CSA-C22.2 No. 60601-1:08	IPX6*

*IPX6 applies to the SMRT Pak only.

Stair-PRO 6252 Stair Chair

The Stair-PRO is one of the stair chairs on the market shown to reduce injuries¹. Independent ergonomic experts found that when compared to competitive models, Stair-PRO users have a reduced relative risk of lower back injuries when taking patients up or down stairs.¹



Key features

- 1 Stair-TREAD system transports patients down stairs without lifting
- 2 Upper control handle provides appropriate operator visibility and control
- 3 Handle length optimized for upstairs mobility
- 4 Contoured ABS seat
- 5 Extendable foot end lift handles



Compact storage size
Folds to 20 cm for convenient storage.


227kg
capacity

1. Human Performance Institute, Dept of Industrial and Manufacturing Engineering, March 2002. Comparison of Commercial Stair Chairs Using Data Envelopment Analysis. Western Michigan University.

SMRT Power System accessories



12V DC cable (automotive)



240V AC – Europe (CEE 7/16)

- 240V AC – United Kingdom (BS 1363A)
- 240V AC – Australia (AS-3112 without ground pin)



SMRT Charger mounting bracket

Stair-PRO accessories



Foot support



O₂ holder




IV clip

Optional features

Enhance your equipment with optional accessories. Create a cot based on your needs, ensuring performance. Consult with an Account Manager for a full list of optional features.



XPS



Steer-lock system



Knee gatch



Equipment hook



IV pole (2 or 3 stage options)



Dual wheel locks



Adjustable head extension



Defibrillator platform



Lift-capable safety bar




Foot end O₂ holder



Head end O₂ holder



Retractable head end O₂ bottle holder



Removable O₂ holder



Base storage net



Backrest storage pouch



Head end storage flat

Rugged-X restraints

Rugged-X restraints are equipped with a polyurethane coated webbing designed to support cleanability. The bright yellow coated webbing can help caregivers to see the restraints on the cot, identify soils, and expedite cleaning time.



Key features

- **Reliable:** Dynamically crash tested to meet BS EN-1789 crash safety standard*. Light color helps caregivers identify soils on the restraint webbing.
- **Durable:** Polyurethane coating protects underlying webbing from damage due to abrasion. Rated for extreme temperatures between -41°C to 54 °C.
- **Resistant:** Soil resistant coated webbing makes Rugged-X easy to clean. Cleanable polyurethane coating can help to expedite the time to clean and dry restraints.



Compatibility options

Rugged-X restraints are compatible with Power-PRO XT, Performance-PRO XT and Power-PRO TL ambulance cots.





* Meets BS EN-1789 dynamic crash standard with Power-LOAD cot fastener system used with Power-PRO XT ambulance cot, Power-LOAD cot fastener system used with Performance-PRO XT ambulance cot, Performance-LOAD cot fastener system used with Power-PRO XT ambulance cot, Power-PRO TL ambulance cot with fastener.

Optional features product use	Power-PRO XT 6506*	Performance-PRO XT 6086**	Power-PRO TL 6550	M-1 6100
XPS	●	●	●	
Steer-Lock system	●		●	●
Knee gatch	●	●	●	●
Equipment hook	●	●	●	
IV Pole (2 or 3 stage)	●	●	●	●
Dual wheel locks	●	●	●	
Ajustable head extension	●	●		●
Defibrillator platform	●	●	●	●
Lift-capable safety bar	STD	STD		STD
O2 Bottle holder options				
Foot end O2 holder	●	●	●	
Head end O2 holder	●	●		
Retractable head end O2 holder	●	●		
Removable O2 holder	●	●	●	●
Storage options				
Basic storage net	●	●	●	
Backrest storage pouch	●	●	●	
Head end storage flat	●	●		

*formerly model 6500 cot, **formerly model 6085 cot

Model specifications

Cot specifications

				
Model	Power-PRO XT	Power-PRO TL	Performance-PRO XT	M-1
Model number	6506	6550	6086	6100
Overall length	206 cm	206 cm	203 cm	197 cm
Length				
Standard	206 cm	194.3 cm	203 cm	197 cm
Minimum	160 cm	139.7 cm)	163 cm	N/A
Overall width	58 cm	58 cm	58 cm	56 cm
Maximum weight capacity	318 kg ¹	318 kg ¹	318 kg	227 kg
Height range (to litter top)				
High	105 cm ²	105 cm ²	107 cm ²	100 cm ²
Low	36 cm	36 cm	35 cm	37 cm
Weight	57 kg ³	66 kg ³	40 kg ⁴	55 kg ^{*4}
Backrest articulation	0° – 75°	0° – 75°	0° – 73°	0° – 75°
Recommended loading height	Up to 91 cm ⁵		Up to 86 cm ⁶	Up to 79 cm

1. 318kg weight capacity with an unassisted lift capacity of 227 kg (Cot loads over 136 kg may require additional assistance to meet the set cot load height.)

2. Height measured from bottom of mattress, at seat section, to ground level.

3. Cot is weighed with one battery, without mattress and restraints.

*4. Cot is weighed without mattress and restraints.

5. Can accommodate load decks up to 91cm. Load height can be set between 66 cm and 91cm.

6. Load height can be set between 69 - 86 cm.

7. Maximum weight capacity represents patient weight. Safe working load of 395 kg represents the sum of the cot total weight and patient.


8. Dimensions are measured from the outermost edges of the main frame. Specifications are rounded to the nearest whole number. Conversions are calculated before rounding.

9. Depth dimensions are measured with extendable handles retracted.


10. Maximum load capacity is total weight distributed in accordance to basic human anatomy. EMTs must consider the weight of the patient, equipment and accessories when determining the total weight on the product.

* Cot weight calculated with knee gatch option and base.

Power-LOAD cot fastener

	
Model	Power-LOAD
Model number	6390
Length	
Overall	241 cm
Minimum	228 cm
Width	62 cm
Weight	
Total weight	96.5 kg
Floor plate assembly	7.5 kg
Anchor assembly	10.5 kg
Transfer assembly	30.5 kg
Trolley assembly	48 kg
Maximum weight capacity⁷	318 kg
Minimum operator required	
Occupied cot	2
Unoccupied cot	1
Recommended loading height	56 cm to 91 cm
Battery	12V, 5 Ah Lead acid battery (6390-001-468)

Performance-LOAD cot fastener

	
Model	Performance-LOAD
Model number	6392
Length	
Overall	178 cm
Length with mass casualty inclusion	203 cm
Width	
Foot-end	23 cm
Head-end	48 cm
Weight	
Total weight	28.5 kg
Floor plate assembly	7.5 kg
Fastener assembly	21 kg
Height	15 cm
Minimum operator required	
Occupied cot	2
Unoccupied cot	1
Recommended loading height	56 cm to 91 cm

Stair Chair⁸

	
Model	Stair-PRO
Model number	6252
Height	95 cm
Width	52 cm
Depth⁹	71 cm
Folded depth	20 cm
Weight	14 kg
Maximum load¹⁰	227 kg